

quick anchor winches

mini genius

Horizontal Anchor Winch – Mini Genius 250

Quicks appropriately named Genius series of horizontal windlass are the epitome of Italian elegance and ingenuity working in perfect synergy. Robust inner workings and a tough chrome plated bronze gypsy are encased within a sleek anodised housing making them as aesthetically pleasing as they are functional.

Features

- Ideal for restricted above deck mounting
- Anodised alloy housing for reduced corrosion
- Integral chain pipe
- Dual direction permanent magnet motor for greater output and reduced power consumption
- IP66 Watertight

Standard Inclusions

- Composite clutch release handle
- Dual direction solenoid pack
- Remote up/down panel switch
- Isolator/circuit breaker panel



Part Number	Model	Watts	Volts	Chain Std mm	Rope mm	Max. Pull kg	Max. Chain Speed m/min	Weight kg	Boat Size Guide M
FSGM02500006A03	250	250	12	6	12	550	22	8	5-7
FSGM02500008A01	250	250	12	8	12	550	22	8	5-7

Horizontal Anchor Winch – Mini Genius Free Fall 250F

The ultimate tool for the serious fisherman. The free fall series of Genius windlass allows fast, precision anchoring when hitting that ledge or wreck matters. These units include all the quality traits of the standard Genius with the addition of Quick's patented free fall mechanism. This easy to operate function allows the operator to engage the free fall with ease from the dash at the touch of a button. The free fall versions also come with 'power up, power down' capabilities if the free fall function is not required.

Features

- Quick free fall technology
- Ideal for restricted above deck mounting
- Anodised alloy housing for reduced corrosion
- Integral chain pipe
- IP66 Watertight

Standard Inclusions

- Composite clutch release handle
- Dual direction solenoid pack
- Remote up/down panel switch
- Isolator/circuit breaker panel



Part Number	Model	Watts	Volts	Chain Std mm	Rope mm	Max. Pull kg	Max. Chain Speed m/min	Weight kg	Boat Size Guide M
FSGM0250F006A02	250F	250	12	6	12	550	22	10.5	6-7
FSGM0250F008A01	250F	250	12	8	12	550	22	10.5	6-7

quick anchor winches

genius

Horizontal Anchor Winches

– Genius 1000

Quicks appropriately named Genius series of horizontal windlass are the epitome of Italian elegance and ingenuity working in perfect synergy. Robust inner workings and a tough chrome plated bronze gypsy are encased within a sleek anodised housing making them as aesthetically pleasing as they are functional.

Features

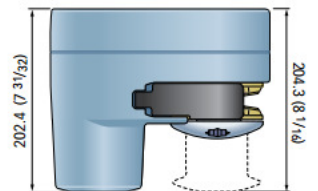
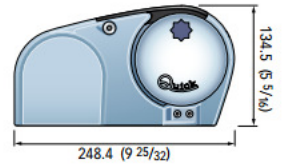
- Completely above deck mount
- IP66 Watertight
- Anodised alloy housing reduces corrosion
- Integral chain pipe
- Sensor included for use with optional digital chain counters

Standard Inclusions

- Clutch release handle
- Dual direction solenoid pack
- Remote up/down panel switch
- Isolator/circuit breaker panel

Optional

- Digital chain counters (sensor installed as standard feature)
- Foot switches
- Hand held remote controls



Part Number	Model	Watts	Volts	Chain mm	Rope mm	Max. Pull kg	Max. Chain Speed m/min	Weight kg	Boat Size Guide M
FSGU10000006A02	1000	800	12	6	12	900	30.3	10.5	7-10
FSGU10000008A04	1000	800	12	8	14	900	30.3	10.5	7-10

Horizontal Anchor Winches

– Genius Free Fall 1000F

The ultimate tool for the serious fisherman. The free fall series of Genius windlass allows fast, precision anchoring when hitting that ledge or wreck matters. These units include all the quality traits of the standard Genius with the addition of Quick's patented free fall mechanism. This easy to operate function allows the operator to engage the free fall from the dash at the touch of a button. The free fall versions also come with 'power up, power down' capabilities if the free fall function is not required.

Standard Inclusions

- Clutch release handle
- Dual direction solenoid pack
- Remote up/down panel switch
- Isolator/circuit breaker panel

Optional

- Digital chain counters (sensor installed as standard feature)
- Foot switches
- Hand held remote controls



Part Number	Model	Watts	Volts	Chain mm	Rope mm	Max. Pull kg	Max. Chain Speed m/min	Weight kg	Boat Size Guide M
FSGU1000F006A01	1000F	800	12	6	12	900	30.3	10.9	7-10
FSGU1000F008A01	1000F	800	12	8	14	900	30.3	10.9	7-10

quick anchor winches

hector 1000, 1500 & 2300

Horizontal Anchor Winches – Hector 1000, 1500 & 2300

For boats 9-20 metres the Hector is the big brother of the Genius series of windlass. The Hector comes with built in solenoids for easy installation and is IP66 watertight. This winch is the best choice when there is little room in the anchor locker for a motor and gear box. The Hector installs completely above deck.

Features

- On-deck windlasses
- Base in anodized aluminium in hard oxide
- Jacket in composite material or in anodized aluminium in hard oxide
- With drum
- Rope and chain on a single gypsy
- Integrated solenoids
- Emergency manual lift system
- Manual Free fall system

Standard Inclusions

- Clutch release and manual lift handle
- Remote up/down panel switch
- Isolator/circuit breaker panel

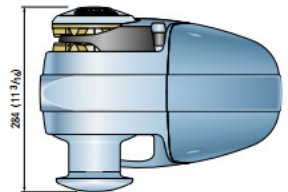
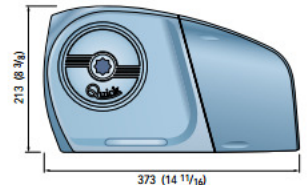
Optional

- Hand held remote controls
- Chain Counters
- Foot Switches

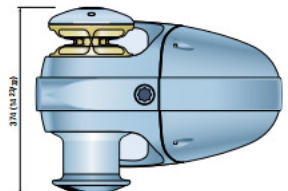
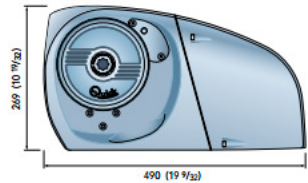


Hector 2300w

Hector 1000/1500w



Hector 2300w



Part Number	Watts	Volts	Chain mm	Rope mm	Max. Pull kg	Max. Chain Speed m/min	Weight kg	Boat Size m
FSHC1012D008A00	1000W	12V	8mm	12-16	1300	37.3	25.3	9-13
FSHC1012D010A00	1000W	12V	10mm	12-16	1300	37.3	25.3	9-13
FSHC1024D008A00	1000W	24V	8mm	12-16	1300	37.3	25.3	9-13
FSHC1024D010A00	1000W	24V	10mm	12-16	1300	37.3	25.3	9-13
FSHC1512D008A00	1500W	12V	8mm	14-16	1500	37.5	25.4	12-15
FSHC1512D010A00	1500W	12V	10mm	14-16	1500	37.5	25.4	12-15
FSHC1524D008A00	1500W	24V	8mm	14-16	1500	40.0	25.4	12-15
FSHC1524D010A00	1500W	24V	10mm	14-16	1500	40.0	25.4	12-15
FSHC2324DB00A00	2300W	24V	10mm	N/A	2400	41.2	61.5	15-20
FSHC2324DB02A00	2300W	24V	13mm	N/A	2400	41.2	61.5	15-20

quick nautical equipment

PTR

PTR 700

PTR 700


On-deck or under-deck windlasses in AISI 316 stainless steel and anodized aluminium.

IP67 watertight motor

Watertight IP67

PT multipurpose capstan

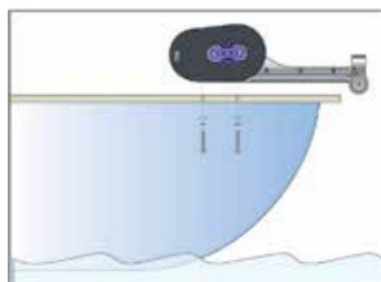
The PT model is available in the windlass version, complete with bow-roller on request, or in a tender-recovery version, complete with reel for lines with snap-hook.



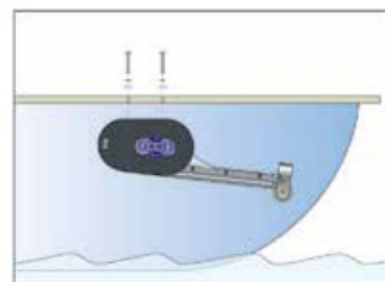
PTR windlass
FSPT0700R000A00



PTR windlass with bow-roller
FSPT0700R000A01



On-deck installation



Under-deck installation

Standard versions

	PT 700 R
Motor power	250 W
Motor supply voltage	12 V
Maximum pull	600 Kg
Maximum chain speed ⁽¹⁾	20.8 m/min
Weight	10.2 kg

(1) Measurements taken with rope 6 mm.

For boats from 5 - 9 metres



PT 700R	250 W	5 - 9 m
----------------	-------	---------

Attention: the indication may vary according to the boat.



**All Quick® capstans come with
a 3 years warranty**

PTR 700 with bow-roller



Dimensions in mm

quick nautical equipment

PTG Capstan

PTG 700

Capstans for tender in AISI 316 stainless steel and anodized aluminium
IP67 watertight motor

PT multipurpose capstan

The PT model is available in the windlass version, complete with bow-roller on request, or in a tender-recovery version, complete with reel for lines with snap-hook.



PTG Capstan

Flat strap with spring catch available on request.




PTG capstan for tender

FSPT0700G000A00



PTG

Deck thickness ⁽³⁾
20 - 40 mm



Dimensions in mm



All Quick® capstans come with a **3 years warranty**

Part Number

Standard versions

	PT 700 G
Motor power	250 W
Motor supply voltage	12 V
Maximum pull	600 Kg
Maximum chain speed ⁽¹⁾	20.8 m/min
Weight	10.2 kg

(1) Measurements taken with rope 6 mm.



quick winch

prince series



DP2E

Prince series,
medium top
500 Watt

Prince Windlass Series

PRINCE series is the new range of Quick electric windlasses, equipped with motors ranging from 300W to 1500W.

The new models display contemporary-inspired shapes and design and above all the Made-in-Italy style, and have been conceived to perfectly meet the market requirements.

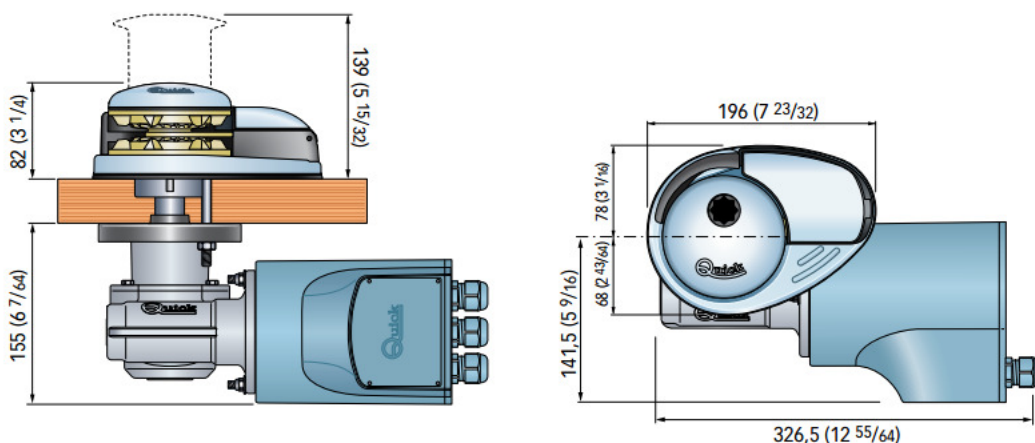
Prince windlasses are the result of a long route of research and design, aimed at creating a high-quality and competitive range. The choice of materials includes both stainless steel, which offers high-resistance features and aluminum with a special plastic fiber used for some parts of the structure that enhances the mechanical and functional performance.

The motor-gearboxes, manufactured by Quick, are in Anodised aluminium and all motors are equipped with a waterproof casing.

The DP 700, 1000 and 1500 W models have an IP67 protection.



DP2/d 700 Watt



Deck Thickness
25-50 mm (31/32 - 1"31/32)*

quick winch

prince series



DP2

Prince series,
medium top
700 Watt



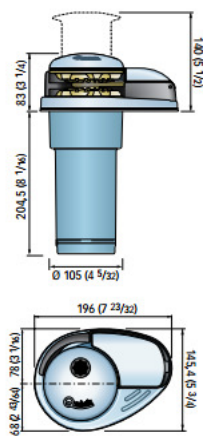
All Quick winlasses
come with a 3-YEARS
warranty.



DP3

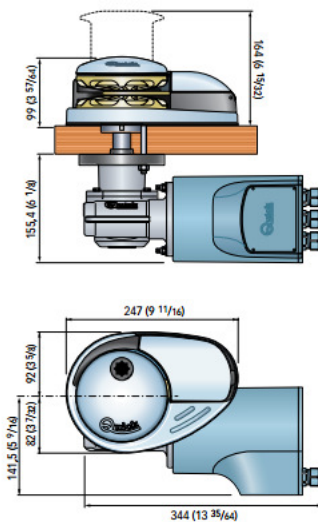
Prince series,
large top
1000/1500 Watt

DP2E/d 500/800 Watt



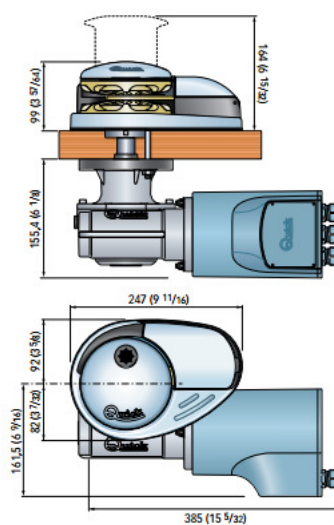
Deck Thickness
20-40 mm (25/32" - 1" 9/16")*

DP3/d 1000 Watt



Deck Thickness
25-50 mm (31/32 - 1" 31/32)*

DP3/d 1500 Watt



Deck Thickness
30-50 mm (1" 3/16 - 1" 31/32)*

quick winch

DP2E



DP2E

Prince series,
medium top
500 Watt

Epicyclical
gearbox
Vertical drive
motor: easy and
quick drop-in
installation.

DP2E – 500 W DC

The DP2E windlass is equipped with an epicyclical gearbox, that provides much higher efficiency (40% compared to equivalent traditional gearboxes).

Features

- Vertical windlasses
- Aisi 316 Stainless steel base
- Without drum Rope and chain on a single gypsy
- Manual Free-Fall system
- Supplied with pressure lever - Inspection lid
- IP67 watertight motor
- Anodised aluminium gearbox

For boats from 6 to 10 metres (20 - 33 ft)*

Gypsy - DP2E

Gypsy	6mm		8mm	
Chain size	6 mm	6 mm	8 mm	8 mm
	DIN 766	ISO	DIN 766	ISO
Rope size	1/2"		1/2"	

Part Number	Watts	Volts	Size	With Drum
FSDP2E060006A01	500W	12V	6 mm	No
FSDP2E060008A02	500W	12V	8 mm	No
FSDP2E06D006A01	500W	12V	6 mm	Yes
FSDP2E06D008A01	500W	12V	8 mm	Yes

DP2E models with DC electric motor

Standard versions	DP2E 600/600D
Motor power	500 W
Motor supply voltage	12 V
Maximum pull	620 Kg
Maximum working load	200 Kg
Maximum chain speed (1)	22,9m/min
Weight without drum	8,3 Kg

Measurements taken with a gypsy for a 8 mm chain.



DP2 – 700 W DC

Features

- Vertical windlasses
- Aisi 316 Stainless steel base
- With and without drum Rope and chain on a single gypsy
- Manual Free-Fall system
- Supplied with pressure lever - Inspection lid
- IP67 watertight motor
- Anodised aluminium gearbox



DP2
Prince series,
medium top
700 Watt

Gypsy - DP2

Gypsy	6mm		8mm	
Chain size	6 mm	6 mm	8 mm	8 mm
	DIN 766	ISO	DIN 766	ISO
Rope size	1/2"		1/2"	

Part Number	Watts	Volts	Size	With Drum
FSDP20712006A04	700W	12V	6 mm	No
FSDP20712008A01	700W	12V	8 mm	No
FSDP20712D06A01	700W	12V	6 mm	Yes
FSDP20712D08A02	700W	12V	8 mm	Yes

DP2 models with DC electric motor

Standard versions	DP2 700 / 700 D	
Motor power	700 W	
Motor supply voltage	12 V	24 V
Maximum pull	680 Kg	680 Kg
Maximum working load	300 Kg	320 Kg
Maximum chain speed (1)	22,6 m/min	25,3 m/min
Weight without drum	15,6 Kg	15,6 Kg
Weight with drum	16,3 Kg	16,3 Kg

Measurements taken with a gypsy for a 8 mm chain.

DP3 – 1000 W DC & 1500 W DC

The DP2E windlass is equipped with an epicyclical gearbox, that provides much higher efficiency (40% compared to equivalent traditional gearboxes).

Features

- Vertical windlasses
- Aisi 316 Stainless steel base
- With and without drum
- Rope and chain on a single gypsy
- Manual Free-Fall system
- Supplied with pressure lever Inspection lid
- IP67 watertight motor
- Anodised aluminium gearbox

For boats from 7 to 15 metres (23 - 49 ft)*

Gypsy - DP3

Gypsy	8mm		10mm	
Chain size	8 mm	8 mm	10 mm	10 mm
	DIN 766	ISO	DIN 766	ISO
Rope size	9/16" - 5/8"		5/8"	

DP3 models with DC electric motor

Standard versions	DP3 1000 / 1000 D		DP3 1500 / 1500 D	
Motor power	1000 W		1500 W	
Motor supply voltage	12 V	24 V	12 V	24 V
Maximum pull	1000 Kg	1000 Kg	1100 Kg	1100 Kg
Maximum chain speed (1)	39,6 m/min	40,9 m/min	29,2 m/min	29,7 m/min
Weight without drum	18,1 Kg	18,1 Kg	20,4 Kg	20,4 Kg
Weight with drum	19,1 Kg	19,1 Kg	21,4 Kg	21,4 Kg

Measurements taken with a gypsy for a 8 mm chain.

Part Number	Watts	Volts	Size	With Drum
FSDP31012008A01	1000W	12V	8 mm	No
FSDP31012010A04	1000W	12V	10 mm	No
FSDP31012D08A01	1000W	12V	8 mm	Yes
FSDP31012D10A02	1000W	12V	10 mm	Yes
FSDP31024008A02	1000W	24V	8 mm	No
FSDP31024010A01	1000W	24V	10 mm	No
FSDP31024D08A01	1000W	24V	8 mm	Yes
FSDP31024D10A01	1000W	24V	10 mm	Yes



Part Number	Watts	Volts	Size	With Drum
FSDP31512008A02	1500W	12V	8 mm	No
FSDP31512010A05	1500W	12V	10 mm	No
FSDP31512D08A02	1500W	12V	8 mm	Yes
FSDP31512D10A01	1500W	12V	10 mm	Yes
FSDP31524008A02	1500W	24V	8 mm	No
FSDP31524010A03	1500W	24V	10 mm	No
FSDP31524D08A01	1500W	24V	8 mm	Yes
FSDP31524D10A03	1500W	24V	10 mm	Yes

DAVE

2300 W DC

Features

- Vertical windlasses
- Stainless steel Aisi 316 base
- With and without drum
- Rope and chain on a single gypsy
- Manual Free-Fall system
- Emergency manual lift system with chain-stopper (optional)
- Supplied with pressure lever
- Inspection cover
- Motor watertight to IP66 (2300 W)
- Anodised aluminium gearbox

For boats from 16 To 24 metres

DAVE	2300 W	DC	16 - 24 m
------	--------	----	-----------

Gypsy - DAVE

Gypsy	10 mm		12/13 mm	
Chain size	10 mm	10 mm	13 mm	12 mm
	DIN 766	ISO	DIN 766	ISO
Rope size	20mm		20mm	

DAVE DY

Left chain pipe
(with drum)



Part Number	Watts	Volts	Size	With Drum
FSDV23240Y10A00	2300W	24V	10 mm	No
FSDV23240Y12A00	2300W	24V	12/13 mm	No
FSDV2324DY10A00	2300W	24V	10 mm	Yes
FSDV2324DY12A00	2300W	24V	12/13 mm	Yes



DAVE DY

Standard versions

DAVE 2300 / 2300 D

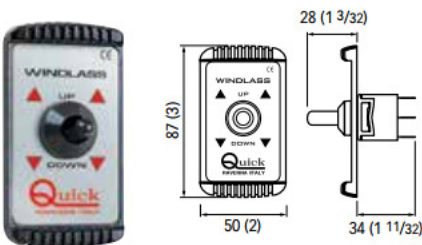
Motor power	2300 W
Motor supply voltage	24 V
Maximum pull	2400 Kg
Maximum chain speed (2)	41,2 m/min

Measurements taken with a gypsy for a 12 mm chain.

Reversing Solenoids

The contactor and reversing contactor units are capable of operating electric motors for windlasses and capstans. Thanks to their external connections, they are very easy to install.

Part Number	Volts	Motor Type	No# Of Poles	Height mm	Weight	Depth mm
FTT631512000A00	12	Series	3	96	100	64
FTT631524000A00	24	Series	3	96	100	64
FTT641512000A00	12	Permanent	4	96	100	64
FTT641524000A00	24	Permanent	4	96	100	64



Remote Up-Down Panel Switch


Dashboard, surface mounted up and down control suitable for use with all winches.

Part Number	Volts	Max. amps
FP8000000000A00	12/24	10

Foot Switches

With safety cover to prevent accidental push-button operation.

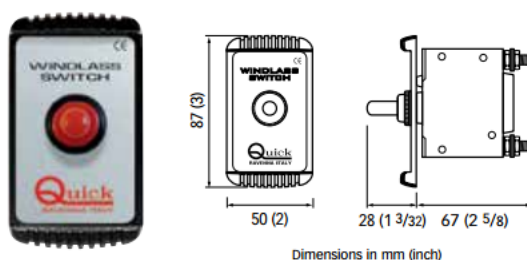
Part Number	Colour	Direction	Button Colour	Volts
FP900UB000000A00	Black	Up	Red	12/24
FP900DB000000A00	Black	Down	Grey	12/24
FP900UW000000A00	White	Up	Red	12/24
FP900DW000000A00	White	Down	Grey	12/24



Dimensions in mm (inch)

Circuit Breakers

Quick "slow burn" hydraulic magnetic circuit breakers offer protection when using direct currents. In over current situations they will trip, break the circuit and protect the equipment, they may be reset manually and are suitable up to 80 Vdc.



Dimensions in mm (inch)

Part Number	Amps	Volts
FD1004000000A00	40	12/24
FD1005000000A00	50	12/24
FD1006000000A00	60	12/24
FD1008000000A00	80	12/24
FD1001000000A00	100	12/24

Digital Chain Counter

Quick offers a range of digital chain counter solutions to make anchoring easy. Quick chain counters are compatible with most other brands of electric windlass. From dash mounted panels to hand held wireless remotes, Quick has your chain counting needs covered.

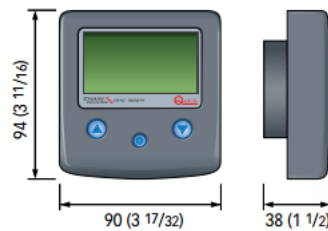
Quick's base model chain counter is a surface mount unit that is quick and easy to install with a myriad of features to make anchoring stress free.

CHC 1202 allows for versatile mountings:

- Retro-fit
- Surface-mounted

Functions

- Simple user-friendly interface.
- Information displayed in 5 different languages.
- Automatic lowering function.
- Up alarm function.
- Locked keys function.
- Ability to control free fall windlass feature.
- Chain speed displayed.
- Supply voltage displayed.
- Equipped with clock/calendar.
- Depth of chain lowered shown in metres or feet.



- Graphic LCD display screen that can be easily read at various angles.
- Backlight display screen with 8 brightness levels.
- 8 different display contrast levels can be set.
- Automatic display contrast compensation according to outside temperature.
- Universal power supply (12/24Vdc).
- Backlight illuminated function keys.
- CAN BUS interface for data transfer.
- Capable of operating in a wide range of ambient temperatures.
- Protection rating IP67 (except for the electric contact are connected).

Part Number	Mount Type	Volts	Power Consumption
FNCHC1202M00C00	Surface	12/24	50MA (max.)

Hand Held Chain Counter

This chain counter incorporates all of the design features of the CHC 1202 into an ergonomic handheld control. This control features a built in LED torch and comes with a pre-wired plug and socket and mounting bracket. The unit is IP67 watertight.

Functions

- Up-down winch control
- Automatic lowering to programmed length of chain
- Depth of chain lowered in metres or feet
- Chain speed
- Up alarm
- Supply voltage
- Clock and calendar
- Information in five languages



Part Number	Volts	Cable Length m
FNCHC1102M00C00	12/24	3.5

Hand Held Remote Controls

Quick offers hand held remotes with 2, 4, 6 and 8 buttons for a multitude of solenoid activated applications such as anchor winches, thrusters, cranes and davits. These units come standard with a 3.5 m coil retracting cable. The unit is IP67 watertight. There is also an option exclusive to Quick to have a LED torch built into the remote making anchoring in the dark a safer and easier task.



Part Number	No of Switches	Volts
FNHRC1002000C00	2	12/24
FNHRC1004000C00	4	12/24
FNHRC1006000C00	6	12/24
FNHRC1008000C00	8	12/24
Remote With LED		
FNHRC1002L00C00	2	12/24
FNHRC1004L00C00	4	12/24
FNHRC1006L00C00	6	12/24
FNHRC1008L00C00	8	12/24



Watertight Connectors

Spare IP67 watertight connectors to suit above hand held remotes or any other switch application that needs to pass through a deck or bulkhead. Gold plated contacts ensure a long life and superior conductivity. The plug comes with comes pre-wired with a 3.5m harness, the sockets come pre-wired with 30cm of wire and include a protective cap and gasket when the socket is not in use.

Part Number	Socket
FVSCC71XX000A00	Suit Any Socket

Note: Spare Cap And Gasket



Plug pre-wired with 3.5m harness

Part Number	Poles No.	Suits Button
FVSPSCHRC200A00	3	2
FVSPCHRC400A00	5	4
FVSPSCHRC600A00	7	6
FVSPCHRC800A00	9	8

Socket with dust cap and rubber gasket

FVSPCHRC200A00	3	2
FVSPCHRC400A00	5	4
FVSPCHRC600A00	7	6
FVSPCHRC800A00	9	8

Hand Held Radio Remote Controls

The pinnacle of handheld technology, Quicks range of wireless handheld remotes allow users complete freedom while operating solenoid activated switching hardware such as anchor winches, thrusters, cranes and davits. To be used in conjunction with radio receivers described below. Both hand and pocket remotes are IP67 watertight and come with a lanyard.



Hand Remotes



Pocket Fobs

Part Number	Channels
FRRRCP020000A00	2
FRRRCP040000A00	4

Part Number	Channels
FRRRCH020000A00	2
FRRRCH040000A00	4

Radio Receivers

Standard Radio Receivers are in 2 and 4 channel configurations. (more channels available on request) Quicks radio receivers can be programmed to receive signals from multiple transmitters allowing for multiple applications per unit. The Receivers are IP67 watertight.

Part Number	Channels
FRRRCR020000B00	2
FRRRCR040000B00	4

